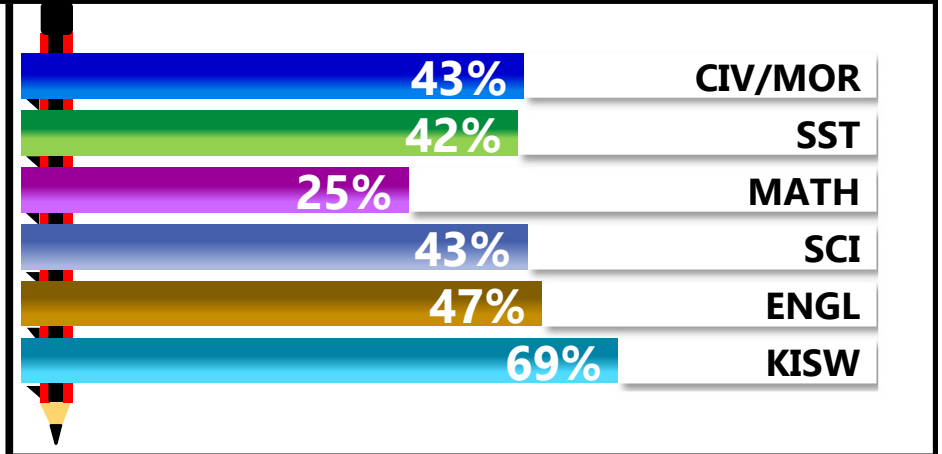


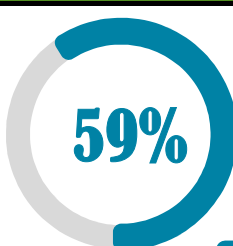



		<h1>DRIVE INN</h1>			
REGION: DAR ES SALAAM		SCHOOL AVERAGE	134.3	OVERALL GRADE	C
DISTRICT: KINONDONI				CATEGORY	BELOW 40

SUBJECT PERFORMANCE ANALYSIS

SUBJECT NAME	AVG	%	RNK
KISWAHILI	34.7	69%	1
ENGLISH	23.3	47%	2
SCIENCE	21.7	43%	3
CIVIC & MORAL	21.4	43%	4
SOCIAL STUDIES	20.8	42%	5
MATHEMATICS	12.4	25%	6
BOYS/GIRLS PASS RATE	STD	AVG	%
BOYS	19	0.59	59%
GIRLS	12	0.41	41%



GRADE ANALYSIS SUMMARY					
SUBJECT NAME/GRADE	A	B	C	D	E
MATHEMATICS	0	0	2	17	11
KISWAHILI	6	17	6	1	0
ENGLISH	1	4	14	9	2
SCIENCE	0	2	17	11	0
SOCIAL STUDIES	0	4	8	16	2
CIVIC AND MORAL	0	2	14	12	1
OVERALL GRADE ANALYSIS	NO.	SEATED	%		
A	0	21	0%		
B	2		10%		
C	19		90%		
D	8	9	38%		
E	1		5%		

BOYS VS GIRLS PASSRATE (%)		
 59%	VS	 41%
 BOYS		 GIRLS
OVERALL PERFORMANCE ANALYSIS		
REGISTERED	31	100%
SEATED	30	97%
ABSENTEES	1	3%
PASSED	21	68%
FAILED	9	29%

INDEX	NAME	SEX	MATHEMATICS		KISWAHILI		ENGLISH		SCIENCE		SOCIAL STUDIES		CIVIC & MORAL		TOTAL	AVERAGE	OVERALL GRADE	SCH POSITION	OVERALL POSITION
1	LOTTEREEN NGUNGA	F	18	D	43	A	36	B	33	B	33	B	33	B	196	33	B	1	1526
2	JUMA ISSA	M	23	C	47	A	30	C	28	C	33	B	33	B	194	32	B	2	1569
3	AIRATY ISSA	M	15	D	40	B	33	B	28	C	28	C	29	C	173	29	C	3	1956.5
4	FEISAL KARUNGU	M	13	D	31	B	43	A	23	C	32	B	28	C	170	28	C	4	2000
5	ISSA RAMADHAN	M	13	D	33	B	34	B	30	C	25	C	31	B	166	28	C	5	2043
6	JOSEPH FRANK	M	17	D	34	B	21	C	28	C	33	B	28	C	161	27	C	6	2112
7	MUNIRA SHABIR	F	10	E	37	B	29	C	26	C	28	C	29	C	159	27	C	7	2140.5
8	TALIQ MAPUNDA	M	17	D	36	B	26	C	22	C	28	C	23	C	152	25	C	8	2234.5
9	AISHA RAMADHAN	F	9	E	41	A	29	C	24	C	23	C	24	C	150	25	C	9	2265.5
10	IPTYSAM ISSA	M	14	D	37	B	34	B	24	C	18	D	21	C	148	25	C	10	2297
11	UPENDO DICKSON	F	13	D	41	A	26	C	23	C	17	D	24	C	144	24	C	11	2339.5
12	ANGEL RAYMOND	F	12	D	28	C	24	C	22	C	29	C	28	C	143	24	C	13	2349.5
13	DOMINICK PROSPER	M	21	C	35	B	27	C	26	C	17	D	17	D	143	24	C	13	2349.5
14	DORCAS ALOYCE	F	7	E	39	B	25	C	24	C	21	C	26	C	142	24	C	14	2359.5
15	AMINA MBILIKIRA	F	12	D	40	B	24	C	23	C	16	D	15	D	130	22	C	15	2457.5
16	ASNATH FADHILI	F	8	E	43	A	17	D	21	C	17	D	23	C	129	22	C	16	2467.5
17	GREGORY SHIRIMA	M	8	E	29	C	24	C	26	C	19	D	22	C	128	21	C	18	2475.5
18	MOHAMED OMARY	M	10	E	37	B	20	D	19	D	20	D	22	C	128	21	C	18	2475.5
19	ASNATH MACKY	F	8	E	32	B	22	C	28	C	18	D	18	D	126	21	C	20	2483.5
20	INNOCENT MSUYA	M	16	D	42	A	22	C	16	D	16	D	14	D	126	21	C	20	2483.5
21	ANNA OBETH	F	12	D	38	B	25	C	17	D	13	D	19	D	124	21	C	21	2493.5
22	EMMANUEL MATERU	M	7	E	27	C	19	D	31	B	16	D	21	C	121	20	D	22	2505.5
23	CHRSTIAN MATHIAS	M	11	D	36	B	19	D	14	D	16	D	16	D	112	19	D	24	2546

INDEX	NAME	SEX	MATHEMATICS		KISWAHILI		ENGLISH		SCIENCE		SOCIAL STUDIES		CIVIC & MORAL		TOTAL	AVERAGE	OVERALL GRADE	SCH POSITION	OVERALL POSITION
24	MUHSIN MOHAMED	M	10	E	34	B	19	D	15	D	19	D	15	D	112	19	D	24	2546
25	JASMIN KHALIF	F	14	D	30	C	16	D	15	D	18	D	16	D	109	18	D	26	2554
26	KELVIN PETER	M	14	D	35	B	11	D	15	D	19	D	15	D	109	18	D	26	2554
27	NICOLAUS NGILIYE	M	11	D	23	C	15	D	13	D	22	C	19	D	103	17	D	27	2572.5
28	ILHAM IBRAHIM	F	12	D	32	B	15	D	13	D	14	D	13	D	99	17	D	28	2580
29	BARAKA JOHN	M	9	E	29	C	8	E	11	D	10	E	7	E	74	12	D	29	2609
30	ABEID NAJIM	M	8	E	11	D	7	E	14	D	5	E	12	D	57	9.5	E	30	2617.5
31	GEOFREY GODWIN	M																	